

# GO FLY A KITE



You can “go fly a kite” just like Amelia Bedelia, but without leaving your house. Make a kite mobile to hang in your room!

## Materials:

- Two 3"x 5" note cards or pieces of construction paper
- Tape
- Glue
- Markers
- Glitter
- Sequins
- A chopstick or bamboo skewer
- Strands of tinsel, yarn, or ribbon for the tail
- Two 24" pieces of yarn or string

**Step 1:** You will need to make two kites. On each of the note cards, mark a dot in the center of both of the shorter ends.

**Step 2:** Fold the corners of one end in, so that they meet. Make creases, and then open them back up.

**Step 3:** Draw a line along each crease.

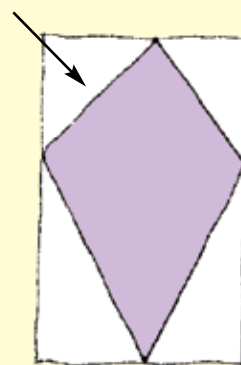
**Step 4:** Draw a line from the end of each crease to the dot at the bottom to make a diamond shape.

**Step 5:** Cut along the lines.


**Step 6:** Decorate both sides of the two kites with markers, sequins, glitter, or stickers.

**Step 7:** Attach strands of tinsel, yarn, or ribbon to the bottom of each kite, using tape.

FOLD



Reproducible Activity. Permission to reproduce and distribute this page granted by the copyright holder, HarperCollins Publishers. All rights reserved. Artwork © by Lynn Sweat



Find more Amelia Bedelia activities in  
*An Amelia Bedelia Celebration*,  
available wherever books are sold.

[www.ameliabedeliabooks.com](http://www.ameliabedeliabooks.com)



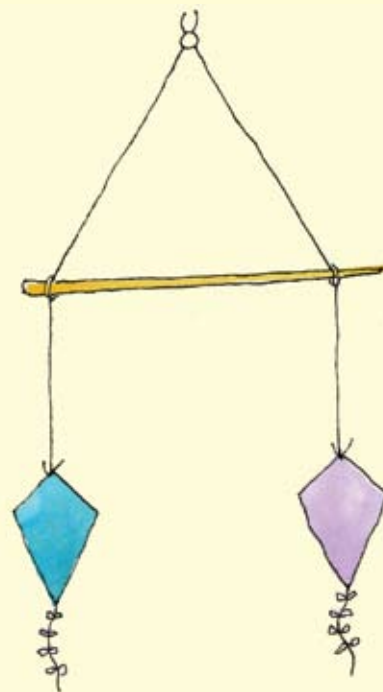
**Greenwillow Books**

An Imprint of HarperCollins Publishers




## To hang the mobile:

- Step 1:** Tie a loose knot in the center of one 24-inch piece of yarn.
- Step 2:** Gently push the end of the chopstick through the knot and tighten the knot around it.
- Step 3:** Repeat with the other piece of yarn on the other end of the chopstick.
- Step 4:** Attach one end of each strand to the top of one of your kites using tape.
- Step 5:** Tie the other two ends together above the chopstick.
- Step 6:** Hang your mobile!



Reproducible Activity. Permission to reproduce and distribute this page granted by the copyright holder, HarperCollins Publishers. All rights reserved. Artwork © by Lynn Sweat



Find more Amelia Bedelia activities in  
*An Amelia Bedelia Celebration*,  
available wherever books are sold.

[www.ameliabedeliabooks.com](http://www.ameliabedeliabooks.com)



**Greenwillow Books**

An Imprint of HarperCollins Publishers